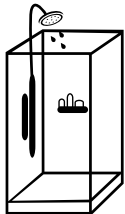





PLAN #21-0053



0 BEDROOMS



0 BATHROOM



TYPE: Shelter

SIZE (SQ. FT.): 169 SQ. FT.

OVERALL WIDTH: 13'-0"

OVERALL DEPTH: 13'-0"



CHOOSE YOUR DREAM HOME

Not seeing the perfect plan? We also offer custom design services!

613-876-2488

information@houseofthree.ca

www.houseofthree.ca

PLAN #21-0053

The main floor plan is a large rectangle with a thick black border. Inside this border is a lighter gray rectangular area. In the center of the gray area, the text "SHELTER" is written in a bold, sans-serif font, with "12'-5" X 12'-5" written below it in the same font. At the bottom of the gray area, there is a dashed line that extends across the width of the plan, with small rectangular protrusions at the left and right ends.

SHELTER
12'-5" X 12'-5"

MAIN FLOOR

CHOOSE YOUR DREAM HOME

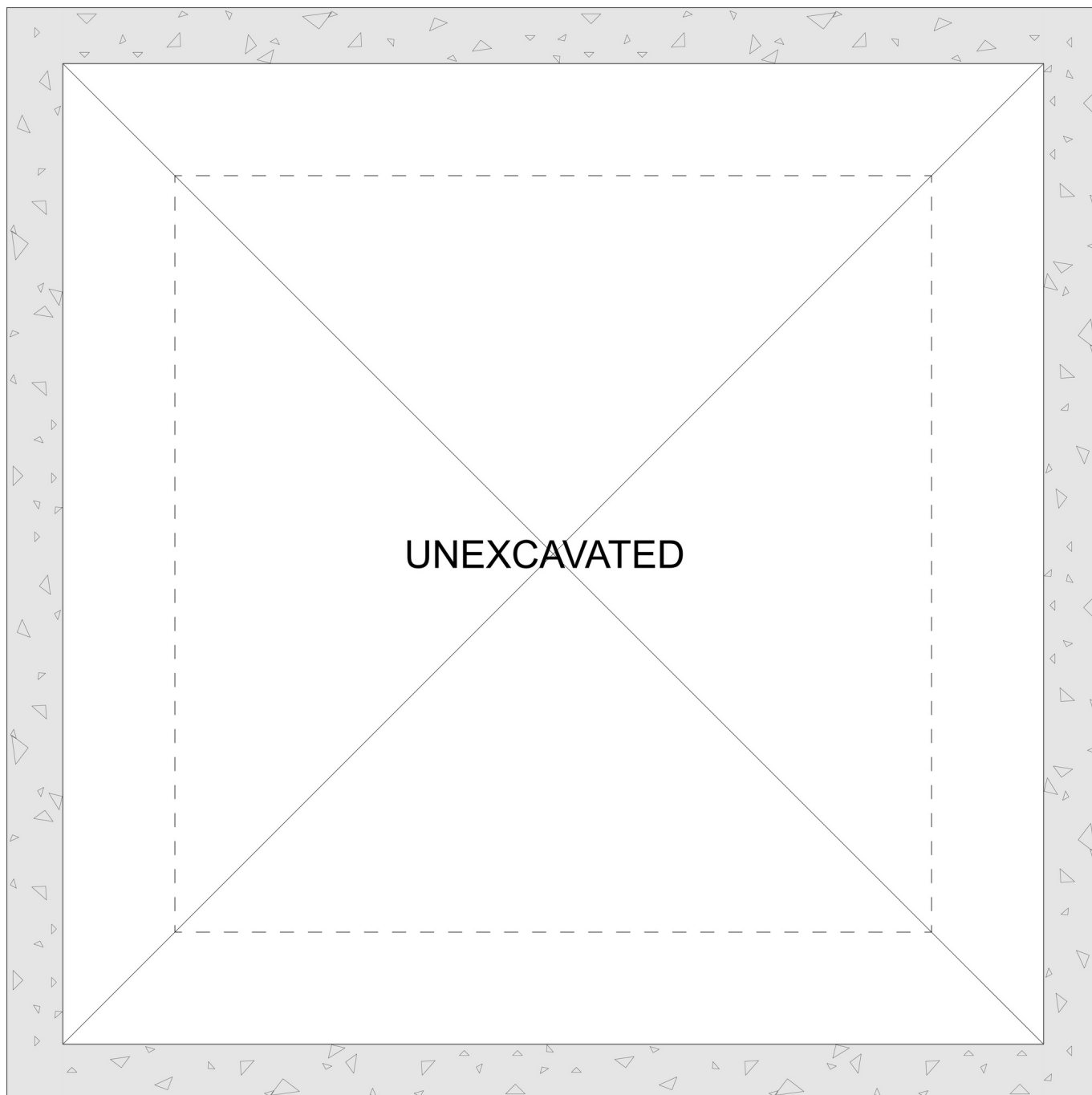
Not seeing the perfect plan? We also offer custom design services!

613-876-2488

information@houseofthree.ca

www.houseofthree.ca

PLAN #21-0053



FOUNDATION

ALL DIMENSIONS APPROXIMATE. E. & O. E.