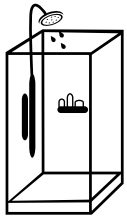





PLAN #21-0054



0 BEDROOMS



0 BATHROOMS



TYPE: Shelter

SIZE (SQ. FT.): 287 SQ. FT.

OVERALL WIDTH: 18'-0"

OVERALL DEPTH: 16'-0"



CHOOSE YOUR DREAM HOME


Not seeing the perfect plan? We also offer custom design services!

613-876-2488

information@houseofthree.ca

www.houseofthree.ca

PLAN #21-0054



The diagram shows a large rectangular area defined by a dashed line, representing the main floor plan. In the center of this area, the text "Gazebo 18' x 16'" is displayed. There are four small square icons, one at each corner of the dashed rectangle, likely representing structural elements or doors.

Gazebo
18' x 16'

MAIN FLOOR



CHOOSE YOUR DREAM HOME

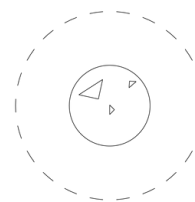
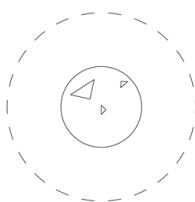
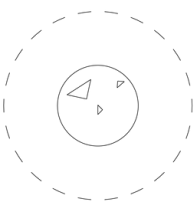
Not seeing the perfect plan? We also offer custom design services!

613-876-2488

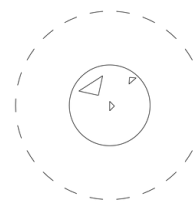
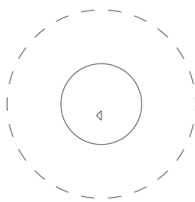
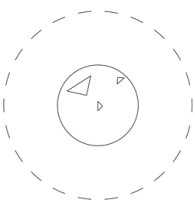
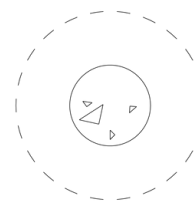
information@houseofthree.ca

www.houseofthree.ca

PLAN #21-0054



Gazebo
18' x 16'



FOUNDATION